




# Plant a Small Tree...

A Small Tree will be under 25'  
Smaller than a house;  
Lower than most wires; and  
Shorter than the Arboretum Flagpole

Spring Native has White "Bracts"  
Summer Kausa has white "Bracts"  
Fall Striking Red Leaves  
Winter Berries attract Birds / Lovely in the snow.

Spring Flower clusters in pink.  
Summer Shiny dark purple eaves .  
Fall Striking purple to Red Leaves  
Winter Smooth Bark and Classic Branch Form

Spring Pale Green Leaves & flower clusters  
Summer Shiny dark leaves & clusters of samaras.  
Fall Striking Red Leaves  
Winter Multi stem trees catch the snow.

Spring Flower clusters in pink, red and white.  
Summer Shiny dark leaves & clusters of samaras.  
Fall Striking Red Leaves  
Winter Berries attract Birds / Lovely in the snow.



Spring Strings of 2-6 snowdrop blossoms.  
Summer Green leaves for cooling the air.  
Fall Blooms continue into early autumn.  
Winter Multi stem tree to catch the snow.

Spring Light green foliage.  
Summer Flowers mid to late summer  
Fall Red leaves.  
Winter Multi stem with smooth patchwork bark.

Spring Light green foliage.  
Summer Flower brackets made of small flowers.  
Fall Blooms continue into early autumn.  
Winter Multi stem trees with flaking bark.

Spring Fragrant white flowers perfume the air.  
Summer Green leaves and stately tree form.  
Fall Clear yellow, good contrast to evergreens.  
Winter Multi stem tree to catch the snow.



This flyer is brought to you Courtesy of our Sponsors and Volunteers.

Join us in caring, sharing and Enjoying the environment.

FOR MEMBERSHIP AND VOLUNTER ACTIVITIES, PLEASE CONTACT:

FRIENDS OF THE SHADE TREE

[www.FOTST.org](http://www.FOTST.org)

c/o

Dumont Shade Tree Commission  
50 Washington Avenue,  
Dumont, NJ 07628

For Additional Information on  
Dumont Shade Trees see:  
[www.DumontShadeTree.org](http://www.DumontShadeTree.org)  
201-244-3920



# Plant a Small Tree...

**SMALL TREES** will be under 25' at maturity... shorter than a house.

**PLANT A SMALL TREE**, and enjoy years of cool shade, colorful flowers & fall foliage, and a nice landscape with low maintenance.

Go green (pink, white, yellow...!)

**WHERE:** At home, almost anywhere, but at least 6' from a building and 6' from underground pipes. Good news: Small Trees may be planted under electric wires, But remember in the future that any branch growing within 10' of the wire must be trimmed by PSE&G or a certified arborist with special license from PSE&G.

## PLANTING SEASONS:

Spring 3/1 through 6/30

Fall 9/1 through 11/30.

**WATER:** After planting, water just the roots with a trickle hose for an hour, or try a Treegator bag (Green zip watering bag).

Slow is best to trickle down all the way to the bottom of the root ball... 10 gallons every time:

- ⇒ Once a day for a week,
- ⇒ Once a week for a month, then
- ⇒ Once a month for a year.
- ⇒ Extra in dry weather!

Never water the leaves.

**CLEAR WAY EXTRA BRANCHES:** Which are below 6' by trimming approx. 1/8" away from the bark of the main trunk. This allows the tree bark to grow neatly over the wound.

**MULCH LIKE A DOUGHNUT:** Use 3" minimum up to 6" maximum. But not at the root collar! Mulch rots the bark, so Never mound it onto the tree like a volcano.

**DIGGING:** Make a wide hole about 2 or 3 times as wide as the root all, but not deeper. If soil is compacted hard, then Dig a wider hole.

